



SINCE 1974

# Flameproof & Weatherproof Certified components

## ● Technical Data :

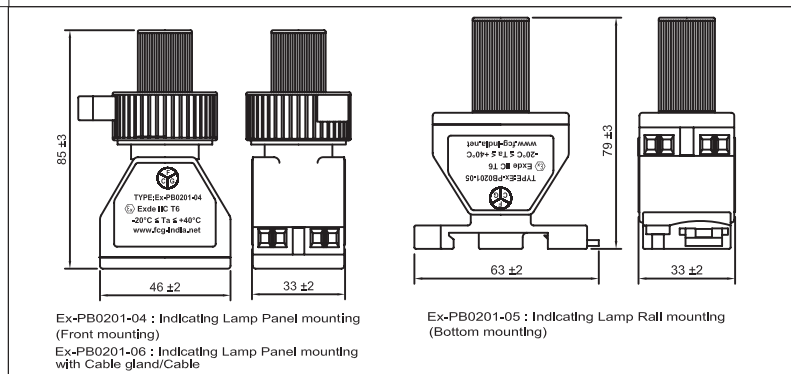
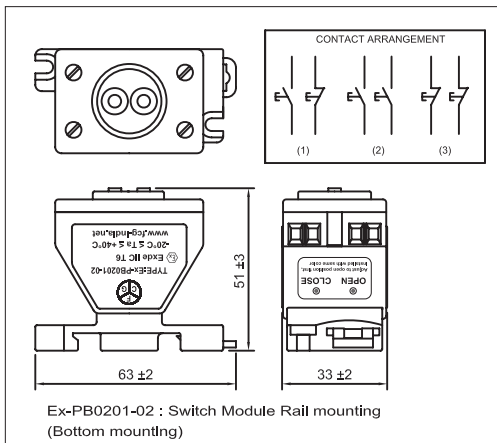
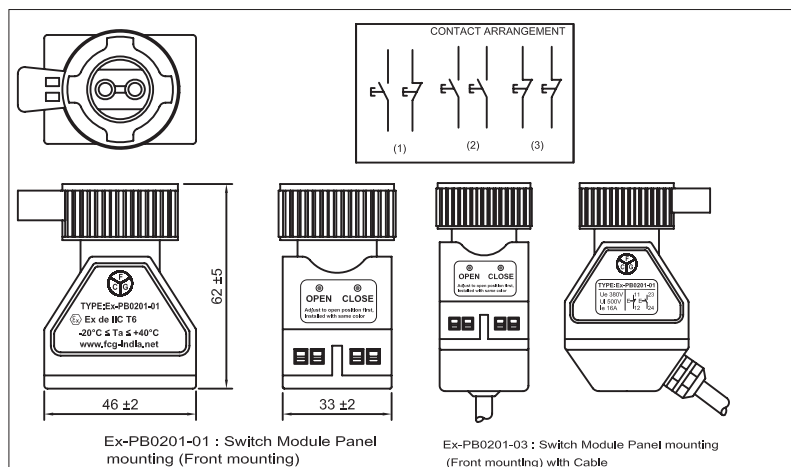
**ENCLOSURE :**  
Exd, IIC AS PER IS/IEC 60079-1:2007 &  
IS/IEC 60079-0

**AREA CLASSIFICATION :**  
ZONE-1 & 2

**CERTIFICATION :**  
CIMFR/TC/P/86

**MATERIAL OF CONSTRUCTION :**  
HIGH GRADE OF GREY PLASTIC

**NOTE :**  
PESO APPROVAL FOR ZONE - 2  
APPLICATION ONLY



### Codification Scheme for Type No. for Flameproof Switch Module

**Ex - P B 0 2 0 1 - 0 1**

Flx Digt

- 01 = Panel mounting (Front mounting) Switch Module
- 02 = Rail mounting (Bottom mounting) Switch Module
- 03 = Panel mounting (Front mounting) Switch Module with Cable gland/Cable
- 04 = Indicating Lamp Panel mounting
- 05 = Indicating Lamp Rail mounting
- 06 = Indicating Lamp Panel mounting with Cable gland/Cable
- 07 = Panel mounting (Front mounting) 4P gear type Switch
- 08 = Rail mounting (Bottom mounting) 4P gear type Switch
- 09 = Illuminated Push Button Rail mounting (Bottom mounting)
- 10 = Illuminated Push Button Panel mounting (Front mounting)
- 11 = Illuminated Push Button Panel mounting (Front mounting) with Cable gland/Cable
- 12 = Potentiometer Rail mounting (Bottom mounting)
- 13 = Potentiometer Panel mounting (Front mounting)
- 14 = Potentiometer Panel mounting (Front mounting) with Cable gland/Cable

