



SINCE 1974

Weatherproof LCS with 3 Nos. Push Button & 3 Nos. Indicating Lamp

● Technical Data : WLC 16 26 906

CERTIFICATION :

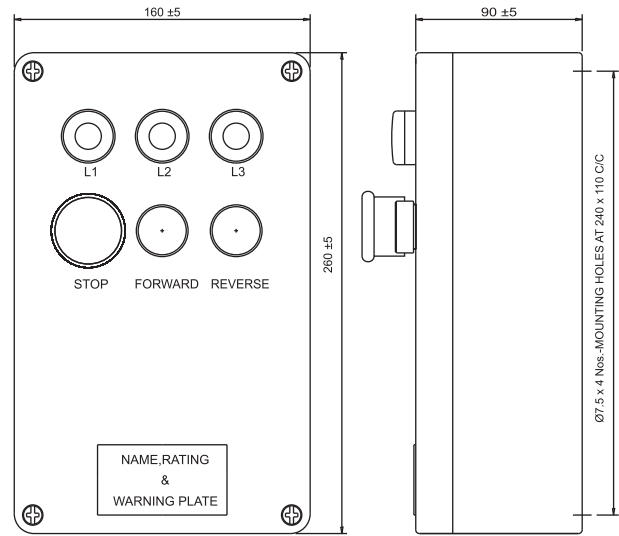
CIMFR/TC/P/H734

COMPONENT :

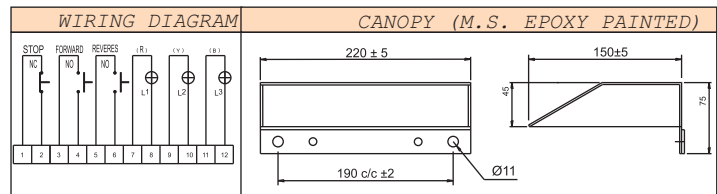
- A) CONTACT ELEMENT 10A, 415V, AC / 1A, 250V, DC.
- B) STOP PUSH BUTTON, STAY PUT TYPE RED MUSHROOM HEAD WITH WITHOUT KEY LOCKABLE 1NC / 2NC CONTACT - 1 No.
- C) FORWARD & REVERSE PUSH BUTTON GREEN SHROUDED WITH 1NO / 2NO CONTACT - 2 Nos.
- D) INDICATING LAMP 230V AC - 3 Nos.
- E) MICRO TERMINALS, CLIPON TYPE RAIL MOUNTED 2.5 Sq.mm x 12 Nos.
Max. TERMINALS 2.5 Sq.mm x 20 Nos.

CABLE ENTRY :

- M20 x 2 Nos. (AS STANDARD)
- M20 x 3 Nos. (AS REQUEST).



CABLE ENTRY



Wetherproof LCS with Start Stop Push Button, Ammeter & Indicator

● Technical Data : WLC 16 26 907

CERTIFICATION :

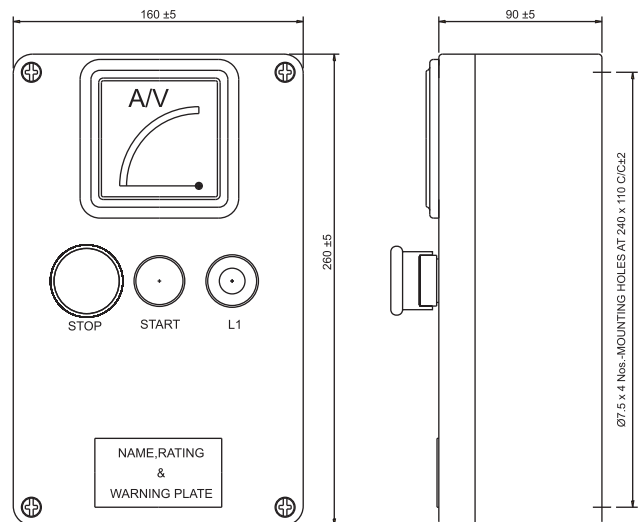
CIMFR/TC/P/H734

COMPONENT :

- A) CONTACT ELEMENT 10A, 415V, AC / 1A, 250V, DC
- B) STOP PUSH BUTTON, STAY PUT TYPE RED MUSHROOM HEAD WITH WITHOUT KEY LOCKABLE 1NC / 2NC CONTACT - 1 No.
- C) START PUSH BUTTON GREEN SHROUDED WITH 1NO / 2NO CONTACT - 1 No.
- D) INDICATING LAMP 230V AC RED - 1 No.
- E) AMMETER CTR 1A, AC 1.5, 90 DEGRE DEFLECTING SIX TIME OR VOLTMETER 0-500 V AC 72 Sq.mm. - 1 No.
- F) MICRO TERMINALS, CLIPON TYPE RAIL MOUNTED 2.5 Sq.mm x 8 Nos.
Max. TERMINALS 2.5 Sq.mm x 20 Nos.

CABLE ENTRY :

- M20 x 2 Nos. (AS STANDARD)
- M20 x 3 Nos. (AS REQUEST).



CABLE ENTRY

