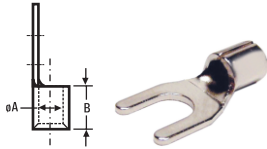
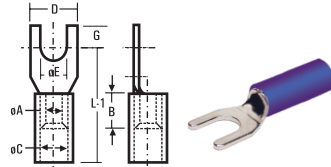


NON-INSULATED



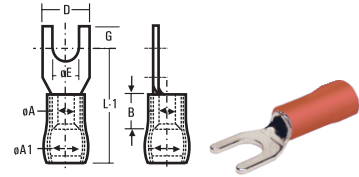
SYT-1546

INSULATED



SYA - 427

PRE-INSULATED



SYI -1210/ SYO-1210

Recomm Tools For RS	MM ²	E Bolt MM ϕ	ϕA	D	B	G	L-1	Dowell's CAT. No.	ϕC	L-1	Dowell's CAT. No.	$\phi A-1$	L-1	Dowell's CAT. No.	Recommended Tools For RSI & PSD
SYT-17	1.5	M3.5	1.6	6.8	5	3.4	11.1	RS-7249	3.2	16.1	RSI-7926	3.6	16.1	PSD-7935	SYG-2216/SYT-1546
SYA-427	2.5	M 3.5	2.3	6.5	5	3.2	11.8	RS-7251	3.9	21.8	RSI-7928	4.4	16.8	PSD-7937	SYH-1614/SYT-1546
SYT-2	4-6	M 3	3.5	6.0	6	3.5	11.5	RS-7252	5.5	27.5	RSI-7930	6.4	20.5	PSD-7939	SYI-1210/SYT-1546
	4-6	M 3.5	3.5	6.0	6	4.0	11.0	RS-7253	5.5	27.0	RSI-7931	6.4	20.0	PSD-7940	
	2.5	M 5	2.6	10.6	6.2	6.2	12.4	RS-7280	4.6	20.0	RSI-7929	4.4	16.2	PSD-7938	